

COL SATSANGI'S KIRAN MEMORIAL PUBLIC SCHOOL

Satbari, Chattarpur, New Delhi – 110 074

WINTER HOLIDAY HOME ASSIGNMENT (2014-2015)

CLASS - NURSERY

YOGA

Do Surya Namaskar daily in the morning.



ENGLISH

Please do all the work in a separate note book.

- Q1. Write the alphabet from A to P – 10 times in the note book.
- Q2. Collect two pictures of each letter and paste them on a Scrap Book.
- Q3. English workbook for the Capital Letters book – do A to Z. (Please make sure that your child does not spoil the book).

MATHS

- Q1. Identify and learn numbers from 0 to 20.
- Q2. Practice numbers 0 to 20 (10 times) in the note book.

T	O		T	O		T	O
	0		1	0		2	0
	1		1	1			
	2		1	2			
	3		1	3			
	4		1	4			
	5		1	5			
	6		1	6			
	7		1	7			
	8		1	8			
	9		1	9			

- Q3. Collect pictures related to shapes (Sun – Circle, Rectangle – Book, Square – Chess board, joker cap – triangle). Paste all the shapes on a Scrap book.

HINDI

- प्र01 अ से अः तक के स्वरों को एक – एक करके पुस्तिका (Note Book) में दस पृष्ठ लिखो।
- प्र02 अ से अः तक के शब्दों को मोटा-मोटा चार्ट पेपर पर लिखकर उसमें रंग भरो।
- प्र03 हिन्दी बुक – पेज न0 21 से 57 को पूरा करें

E.V.S.

Q1. Take any one colour of your choice and draw the pictures related to that colour in A4 size paper.

Q2. Make flash cards on any one means of Transport

Roll No. 1 to 8 - Road / Land

Roll No. 9 to 16 - Water

Roll No. 17 to 25 – Air

Like:



CAR

Q3. Collect the pictures of water or wild animals and paste it on a chart.

Q4. Draw the picture of fruits and vegetables on a chart.

PHONETIC SOUND (LEARN)			Sight Words (Oral)	
Aa - ऐ	Kk - क	Uu - अ	IN	<i>in</i>
Bb - ब	Ll - ल	Vv - व	IS	<i>is</i>
Cc - क	Mm - म	Ww - व	IT	<i>it</i>
Dd - ड	Nn - न	Xx - एक्स	IF	<i>if</i>
Ee - ए	Oo - ओ	Yy - य	AT	<i>at</i>
Ff - फ	Pp - प	Zz - ज़	ON	<i>on</i>
Gg - ग	Qq - क्व		NO	<i>no</i>
Hh - ह	Rr - र		WE	<i>we</i>
Ii - ई	Ss - स		ME	<i>me</i>
Jj - ज	Tt - ट		UP	<i>up</i>

GUIDELINES FOR PARENTS

1. HHA's are to keep your child occupied in purposeful play way method.
2. Atleast spend minimum 1 hour daily with your child.
3. Encourage the child to make chart papers by themselves (colouring /writing)
4. Choose the most interesting 5 activities of each subject and do it with your child.
5. Check the work done by your child (specially Maths).
6. Second Saturday of every month is open day to meet teachers.
7. For Bus Route Enquiry please contact Transport Incharge Mr Surinder Prasad.
8. Please prepare your ward for a Solo – Dance competition in February, 2015.
(Folk, Classical or Patriotic)

HAPPY HOLIDAYS!!

COL SATSANGI'S KIRAN MEMORIAL PUBLIC SCHOOL

Satbari, Chattarpur, New Delhi – 110 074

WINTER HOLIDAY HOME ASSIGNMENT (2014 - 2015)

CLASS - KG



















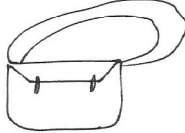








YOGA

Do Surya Namaskar and Bhamri Pranayam daily in the morning.








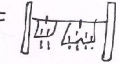



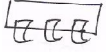



ENGLISH

I. Read and write 5 times a, e, i vowel words:

'a' vowel words

cat = 	pan = 	map = 
bat = 	can = 	cap = 
hat = 	fan = 	gap = 
fat = 	van = 	tap = 
mat = 	ban = 	lap = 
rat = 	ran = 	rap = 
bag = 	pad = 	bad = 
tag = 	mad = 	sad = 
sag = 	dad = 	lad = 

'e' vowel words

men = 	pet = 	bed = 
pen = 	net = 	red = 
den = 	wet = 	leg = 
hen = 	jet = 	peg = 
ten = 	set = 	egg = 

‘i’ vowel words

lip =



pit =



bin =



dip =



hit =



tin =



zip =



lit =



fin =



tip =



kid =



win =



mid



pig =



lid =



wig =



big =



MATHS

1. Collect numbers of 10 cars and write the colour of cars on chart
Red DL XC 4615
2. Do page 32 to 43 in Question Bank.
3. Draw and write Number Names 1 to 10.
4. Write counting 1 to 100 (5 times).
5. Everyday practice backward counting 20 – 1.
6. Do the practice of what comes after, before, between and more or less sign.

HINDI

1. पृष्ठ सं0 25 से 27 तक (Question Bank)
3. दो और तीन अक्षरों के शब्द लिखो और चित्र बनाओ।
3. अ से अ: तक तथा क से ज्ञ तक 10 पेज लिखो।
4. वर्णों के किन्हीं 5 फ्लैश कार्ड बनाओ। क ग च

E.V.S.

1. Draw and colour National Symbols.
National Flag, National Game, National Bird, National fruit, National flower
2. Stick 3 pictures each of good & bad habits in a note book from old magazine/book.
3. Stick 3 pictures each Means of Transport (water, land, air).

DATE SHEET (POST HOLIDAY TEST)

Class	03-02-2015	04-02-2015	05-02-2015	06-02-2015
KG	ENGLISH	HINDI	EVS	MATHS
UKG	ENGLISH	EVS	HINDI	MATHS
I	HINDI	ENGLISH	MATHS	EVS
II	MATHS	HINDI	ENGLISH	EVS
III	EVS	MATHS	HINDI	ENGLISH

GUIDELINES FOR PARENTS

1. HHA's are to keep your child occupied in purposeful play way method.
2. Atleast spend minimum 1 hour daily with your child.
3. Encourage the child to make chart papers by themselves (colouring /writing)
4. Choose the most interesting 5 activities of each subject and do it with your child.
5. Check the work done by your child (specially Maths).
6. Second Saturday of every month is open day to meet teachers.
7. For Bus Route Enquiry please contact Transport Incharge Mr Surinder Prasad.
8. Please prepare your ward for a Solo – Dance competition in February, 2015. (Folk, Classical or Patriotic)

HAPPY HOLIDAYS!!

COL SATSANGI'S KIRAN MEMORIAL PUBLIC SCHOOL

Satbari, Chattarpur, New Delhi – 110 074

WINTER HOLIDAY HOME ASSIGNMENT (2014 - 2015)

CLASS – UPPER - KG

YOGA

Do Surya Namaskar, Gyan Mudra & Dhyan mudra daily in the morning.

ENGLISH

Make a separate note book for HHA

1. Write one page writing daily.
2. Learn and write words with sound 'oo', 'll', 'sh', 'ck', 'ch'.

Long sounds – a, e, i, o, u (Good English Page Nos. 5 to 10)

3. Make five flash cards of:

(This, that/ Opposites/ one, many) Any one topic can be chosen.

MATHEMATICS

Practice Daily

1. Do page 41 to 72 in my Skill Book
2. Backward counting 50 to 1.
3. Write & learn number names 1 to 20 (5 times)
4. Learn to do Ascending and Descending order of numbers.
5. Sums of addition.

EVS

- 1) Paste 5 pictures of healthy food & junk food each.
- 2) Paste a picture of your family & write five lines on it.
- 3) Collect different leaves, dry it and paste in your copy.
- 4) Draw different types of trees (climber, strong tree)
- 5) Visit the zoo with your parent and write 5 lines about it.

हिन्दी

- अ से अः तक तथा क से झ तक 5 पेज लिखो।
- आ से अं तक की मात्रा वाले 20–20 शब्द अपने नोट बुक में लिखो।
- आ से अं तक की मात्रा वाले 10–10 शब्दों का चार्ट बनायें अथवा फ्लैश कार्ड बनायें।
- नोट ' आ से अं की मात्रा वाले शब्दों को पढ़ने का अभ्यास करो।
- पाठ्य पुस्तक रिमजिम के पाठ पढ़कर याद करें।

SUPW

Make a beautiful collage using waste materials

e.g. Pencil shavings, Pista shells, ground nuts, shells etc.

DATE SHEET (POST HOLIDAY TEST)

Class	03-02-2015	04-02-2015	05-02-2015	06-02-2015
KG	ENGLISH	HINDI	EVS	MATHS
UKG	ENGLISH	EVS	HINDI	MATHS
I	HINDI	ENGLISH	MATHS	EVS
II	MATHS	HINDI	ENGLISH	EVS
III	EVS	MATHS	HINDI	ENGLISH

GUIDELINES FOR PARENTS

1. HHA's are to keep your child occupied in purposeful play way method.
2. Atleast spend minimum 1 hour daily with your child.
3. Encourage the child to make chart papers by themselves (colouring /writing)
4. Choose the most interesting 5 activities of each subject and do it with your child.
5. Check the work done by your child (specially Maths).
6. Second Saturday of every month is open day to meet teachers.
7. For Bus Route Enquiry please contact Transport Incharge Mr Surinder Prasad.
8. Please prepare your ward for a Solo – Dance competition in February, 2015.
(Folk, Classical or Patriotic)

HAPPY HOLIDAYS!!

COL SATSANGI'S KIRAN MEMORIAL PUBLIC SCHOOL

Satbari, Chattarpur, New Delhi – 110 074

WINTER HOLIDAY HOME ASSIGNMENT (2014-2015)

CLASS – I

YOGA

Do Surya Namaskar and Bhamri Pranayam daily in the morning.






ENGLISH

Reader and Question Bank.

1. Make a chart & learn the poems
Roll No. 1 to 11 - Sparrows, Here is my turtle
Roll No. 12 to 22 The cobbler, The Kitty ran up the tree.
2. Look around in and out of your house. Write the name of things you see. (Naming words)
3. Ask and talk to your parents and family members the qualities they have and make a list of Describing Words in your HHA note Book.
4. Read lesson (10 – 15) from your English Book
5. Read a bed time story with your parents and make your own story book (with pictures and any short statements (use chart paper)
6. **Learn 5 lines on – my mother, my school, my pet, my toy, my birthday.**
7. Learn gender, opposite with pictures. (Make chart of any one)
8. Write a poem or story for the Newsletter.

MATHS

Make a chart of

- Backward counting 100 to 1 OR Skip Counting 2 to 10.
e.g. 2, 4, 6, 8, 10, 12, 14, 16, 18, 20
3, 6, 9, 12, 15, 18, 21, 24, 27, 30
- Collect Pictures of Object that look like      and stick on chart.
- Practice in HHA note book
Number Names 1 to 100
- 10 sums each of addition and subtraction (2 digits) Carry over, borrowings

E.V.S.

1. Make a chart of Types of Family (alongwith drawing).
2. Take some seeds. Put them in the soil in a small pot. Water them daily watch the seeds grow.
3. Make a model of 'My Home' or 'Police Station' or 'Hospital'
4. Project work
 - (a) Stick pictures of different festivals and write few lines on each of them.
 - (b) Collect and paste different kinds of leaves.
 - (c) Paste pictures of your neighbourhood places and write about them.

COMPUTER:

Make a beautiful chart

Natural things

Man made machines

HINDI

- 1 अ से अः तथा क से झ तक वर्णमाला (5) बार कॉपी पर लिखें।
- 2 आ, इ, ई, उ, ऊ, ए, ऐ, ओ, औ की मात्रा वाले (20) शब्द लिखें।
- 3 बारहखड़ी का अभ्यास करे तथा कॉपी पर क से ह तक बारहखड़ी लिखें।
(क का कि की कु कू के कै को कौ कं कः)
- 4 पाठ्य पुस्तक की किसी एक कविता को चार्ट पर चित्र सहित लिखें।
- 5 हिन्दी में शरीर के अंगों के नाम, सब्जियों के नाम तथा जानवरों के नाम कॉपी पर लिखो तथा इनमे से किसी एक का चार्ट चित्र सहित बनाओं।
- 6 कोई दो कहानियाँ तथा कोई दो कविताएँ कठस्थ करे।
- 7 अपना नाम हिन्दी में दस बार लिखें।
जैसे मेरा नाम _____ है।

General Knowledge

1. Do Page No. 14 to 20 from Question Bank.
2. Make a chart (Paste pictures of Animals and their babies)

DATE SHEET (POST HOLIDAY TEST)

Class	03-02-2015	04-02-2015	05-02-2015	06-02-2015
KG	ENGLISH	HINDI	EVS	MATHS
UKG	ENGLISH	EVS	HINDI	MATHS
I	HINDI	ENGLISH	MATHS	EVS
II	MATHS	HINDI	ENGLISH	EVS
III	EVS	MATHS	HINDI	ENGLISH

GUIDELINES FOR PARENTS

2. HHA's are to keep your child occupied in purposeful play way method.
2. Atleast spend minimum 1 hour daily with your child.
3. Encourage the child to make chart papers by themselves (colouring /writing)
4. Choose the most interesting 5 activities of each subject and do it with your child.
5. Check the work done by your child (specially Maths).
6. Second Saturday of every month is open day to meet teachers.
7. For Bus Route Enquiry please contact Transport Incharge Mr Surinder Prasad.
8. Please prepare your ward for a Solo – Dance competition in February, 2015.
(Folk, Classical or Patriotic)

HAPPY HOLIDAYS!!

COL SATSANGI'S KIRAN MEMORIAL PUBLIC SCHOOL

Satbari, Chattarpur, New Delhi – 110 074

WINTER HOLIDAY HOME ASSIGNMENT (2014 - 2015)

CLASS – II

Please complete the H.H.A. carefully as marks are given for it.

YOGA

Do Surya Namaskar and Bhamri Pranayam daily in the morning.

ENGLISH

1. Learn and revise Lessons – 7, 8, 9 and 10. Learn the poems by heart & make a chart for one of the poems.
2. Do the worksheets in your Question Bank. (Lesson 7 to 10)
3. Do cursive writing (2 pages) daily to improve your writing.
4. Read story books and magazines like Tinkle, Chompak, Chanda Mama.
5. Read the newspaper and cut out naming words, doing words and describing words to paste (beautifully) on a chart.
6. Make charts of any three – number, gender, opposites, past tense or spellings.
7. Write articles, stories or poems in your own words (for Newsletter).

COMPUTER

Draw parts of computer of input device or output device on a chart.

MATHS

Make a file and stick

- 1) Pictures of solid shapes (objects) that look like cube, cuboid, cone, cylinder, sphere.
- 2) Take a glaze paper, cut $\frac{1}{2}$, $\frac{1}{4}$, $\frac{3}{4}$ and stick
- 3) Draw picture of $\frac{1}{2}$ lemon, $\frac{1}{2}$ watermelon, $\frac{5}{8}$ pizza, $\frac{3}{4}$ glass of juice

Draw

- 4) Collect pictures of clothes we wear in different seasons Summer/ Winter/ Rain and stick
- 5) Ask your mother the recipe of
1 glass Nimbu pani, 1 sandwich and write in the file
- 6) Make a book mark of Calendar for the Month of January, February, March, 2015.
- 7) Find out weight of your family members and friends (atleast 10) and note the weight.

Do any 5 activity)

E.V.S.

Prepare a Project File on endangered animals like (any one)

- Elephant ► Tiger ► Tortoise ► Lion

and Answer the following questions

- Where they are found?
- Life cycle, Age
- Eating habits
- How to prevent them

PASTE THE PICTURES and DECORATE NICELY.

GENERAL KNOWLEDGE

Learn and write about Animals, Seasons, Healthy habits and your body in H.H.A. note book.

HINDI

- 1 पाठ 9, 10, 11 व 12 के प्रश्न-उत्तर व शब्द अर्थ याद करें।
- 2 रोज़ एक पृष्ठ सुलेख किसी कहानी की पुस्तक से करें।
- 3 किसी एक कविता को चित्र सहित चार्ट पेपर पर लिखें।
- 4 विलोम शब्द, लिंग और वचन बदलो कॉपी पर लिखें।
- 5 अमर चित्र कथा, चंपक जैसी कहानी की पुस्तक पढ़ें और अपनी मनपसंद कथा को सुंदर ढंग से लिखें।
6. लिंग, विलोम तथा वचन बदलो का चार्ट बनाइये।

DATE SHEET (POST HOLIDAY TEST)

Class	02-02-2015	03-02-2015	04-02-2015	05-02-2015
KG	ENGLISH	HINDI	EVS	MATHS
UKG	ENGLISH	EVS	HINDI	MATHS
I	HINDI	ENGLISH	MATHS	EVS
II	MATHS	HINDI	ENGLISH	EVS
III	EVS	MATHS	HINDI	ENGLISH

GUIDELINES FOR PARENTS

3. HHA's are to keep your child occupied in purposeful play way method.
2. Atleast spend minimum 1 hour daily with your child.
3. Encourage the child to make chart papers by themselves (colouring /writing)
4. Choose the most interesting 5 activities of each subject and do it with your child.
5. Check the work done by your child (specially Maths).
6. Second Saturday of every month is open day to meet teachers.
7. For Bus Route Enquiry please contact Transport Incharge Mr Surinder Prasad.
8. Please prepare your ward for a Solo – Dance competition in February, 2015.
(Folk, Classical or Patriotic)

HAPPY HOLIDAYS!!

COL SATSANGI'S KIRAN MEMORIAL PUBLIC SCHOOL

Satbari, Chattarpur, New Delhi – 110 074

WINTER HOLIDAY HOME ASSIGNMENT (2014 - 2015)

CLASS – III

Please complete the H.H.A. carefully as marks are given for it.

YOGA

Do Surya Namaskar and Bhamri Pranayam daily in the morning.

ENGLISH – Make a Project File

1. Learn and revise Lesson **7 to 10**. Learn 4 poems for recitation & make charts on any poem. Write difficult words of Lesson **10 to 12** (three times)
2. Read the newspaper daily, write the date and note down three headlines daily in your file (in neat handwriting).
3. Cut out the naming words, doing words and describing words from the newspapers/magazines & collect them in a box.
4. (a) Read magazines like Tinkle, Champak, Chanda Mama
(b) Buy and read 4 story books.
5. Try to write stories, articles or poems in your own words. Illustrate them (for the newsletter).

MATHEMATICS – Do the writing activities in form of file.

1. Find out how much in weight do your parents buy at home and write
(i) Atta (ii) Sugar (iii) Tea leaves (iv) Dal (any) (v) Rice
(vi) Oil (vii) Salt (viii) Red chillies (ix) Milk (x) Butter
Do any 5 Activity
2. Measure and write in file the length, weight and capacity of various objects around you like
Weight of family members, length of bed, TV, doors, windows, capacity of cup, glass, bottles, buckets, distance between your house and market, temperature of 30 days (Newspaper).
3. Make a beautiful calendar for year 2015 with help of beautiful pictures of old calendar. You can make some bookmark or greeting cards too.
4. Do 5 sums of + , - , x, ÷ everyday. (3 and 4 digit numbers) get it checked from parents.
5. Collect cash memo from a cloth shop/ grocery shop/ departmental store and stick it.
6. Look at the moon for 15 days continuously and draw the shapes in file.

COMPUTER

Learn to use MSPAINT. Draw a picture take a printout and bring to class.

HINDI

- 1 वार्षिक परीक्षा के पाठ्यक्रम में से किसी एक कविता को चित्र सहित चार्ट पर लिखें (पाठ्य पुस्तक से)
- 2 प्रश्न कोश में से 20-20 विलोम, लिंग तथा वचन कॉपी पर लिखे।
- 3 गणतंत्र दिवस (26 जनवरी) तथा होली पर निबन्ध कॉपी पर लिखें।
- 4 पर्यायवाची शब्दों को चार्ट पर सुन्दर-सुन्दर लिखें। (चित्र सहित)
- 5 पाठ – 9, 10, 11 व 12 शब्द अर्थ तथा प्रश्न-उत्तर याद करें।
- 6 कोई एक कहानी अपने शब्दों में लिखे। (चित्र सहित)

E.V.S.

1. Make a project file on Birds.

Collect various information on birds like

- Where they are found? ► Eating habits?
- Life cycle? ► Place where they live

The topic on which you will work:

- Swan, Duck ► Pigeon, parrot ► Eagle, Ostrich
- Kiwi, Penguin

PASTE THE PICTURE and DECORATE NICELY.

GK – Collect the photo of your favourite sports star or monuments of India or Monuments of Delhi and paste on a chart.

DATE SHEET (POST HOLIDAY TEST)

Class	02-02-2015	03-02-2015	04-02-2015	05-02-2015
KG	ENGLISH	HINDI	EVS	MATHS
UKG	ENGLISH	EVS	HINDI	MATHS
I	HINDI	ENGLISH	MATHS	EVS
II	MATHS	HINDI	ENGLISH	EVS
III	EVS	MATHS	HINDI	ENGLISH

GUIDELINES FOR PARENTS

4. HHA's are to keep your child occupied in purposeful play way method.
2. Atleast spend minimum 1 hour daily with your child.
3. Encourage the child to make chart papers by themselves (colouring /writing)
4. Choose the most interesting 5 activities of each subject and do it with your child.
5. Check the work done by your child (specially Maths).
6. Second Saturday of every month is open day to meet teachers.
7. For Bus Route Enquiry please contact Transport Incharge Mr Surinder Prasad.
8. Please prepare your ward for a Solo – Dance competition in February, 2015.
(Folk, Classical or Patriotic)

HAPPY HOLIDAYS!