

COL SATSANGI'S KIRAN MEMORIAL PUBLIC SCHOOL

Satbari, Chattarpur, New Delhi – 110 074

SUMMER HOLIDAY HOME ASSIGNMENT – (2014)

CLASS - NURSERY

FOR THE PARENTS

Summer vacations are just round the corner.

Here are some constructive and creative activities to keep our little ones buzzing like busy bees.....

Let the tiny ones explore their creativity under your guidance.



Patterns

Standing line, sleeping line, slanting line, curve lines.

Let the child practice patterns with help of crayons.



Number work

Oral counting 1 to 10

Make it interesting by activities like stringing beads, counting spoons, plates, glasses, toys etc.



EVS

Colours Red and Yellow

Discuss colours and shapes in their environment.



Art and Craft

Using various objects like bindi, leaves, seeds to do various activities



Vocabulary and Conversation

Picture reading

Phonetics Sound

Encourage your child to Converse in English

Use of words

Good morning, Good afternoon, Good evening, Good night, Sorry, Thank you, please and May I.....



SUPW: Draw a fish on Thermocol and decorate it using old buttons or bottle caps.

Drink lots of water, nimbu – pani,
eat lots of fruits, salad and healthy food.

1. Parents are requested to please check their wards homework.
2. Please send charts for computer and dance rooms. Parents are requested to contribute interesting charts, pictures or articles for the newsletter.

Enjoy and have a Happy Holidays

COL SATSANGI'S KIRAN MEMORIAL PUBLIC SCHOOL

Satbari, Chattarpur, New Delhi – 110 074

SUMMER HOLIDAY HOME ASSIGNMENT – (2014)






CLASS - KG

Note: Please use a separate note book for your H.H.A. (Marks included in the test)

Monthly Test in the last week of July, 2014

1. Do Yoga exercises everyday. (Pranayam and Surya Namaskar)
2. Wish your family members – 'Good Morning', 'Good Afternoon', 'Good Evening'.
3. Speak in English at home. Use the magic words – 'PLEASE', 'SORRY', 'THANK YOU', 'EXCUSE ME'.

ENGLISH

1. Write capital alphabets A to Z - 10 times
2. Do the following patterns and activities
 - a) 
 - b) 
 - c) 
 - d) 
 - e) 
3. Write small alphabets from a to z 20 times in the notebook (cursive)

Activity

1. Learn and write spellings of your name in note book 15 times.
2. Learn any one poem/rhyme in English
3. Collect the pictures related to the alphabets and paste it on the chart.

MATHS

- ❖ Learn and write counting (1 to 50) 20 times in a note book.
- ❖ Opposites: Paste pictures on a chart paper.
Big – small, hot – cold, up – down, long – short, happy – sad.
- ❖ On a chart paper write numbers 1 to 10 and paste the pictures according to the numbers.

- ❖ Paste the pictures of different shapes like Triangle, Square, Cube, Oval, Rectangle.

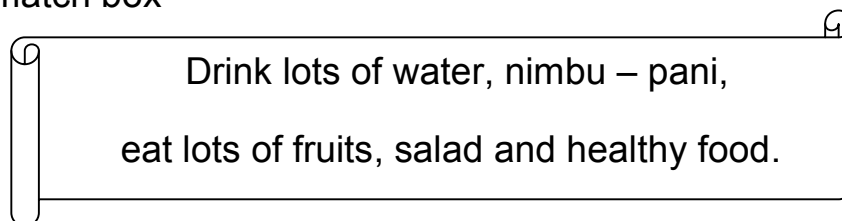
EVS

- ❖ Draw and learn the body parts.
- ❖ Draw and colour a rainbow.
- ❖ Stick five pictures of wild animal and domestic animal.
- ❖ Visit a doll museum with your family members and draw a beautiful doll.

HINDI

- ❖ अ से अः तक स्वरों को लिखने का अभ्यास करें । दस बार लिखें
- ❖ अ से अः तक चित्र सहित सुन्दर चार्ट बनाओ ।
- ❖ हिन्दी की किन्ही 5 कविताओं को याद करो ।
- ❖ क से ड० तथा च से ज तक सुन्दर-सुन्दर लिखने का अभ्यास करें (पाँच बार लिखें ।)
- ❖ कोई एक कविता का सुन्दर चार्ट चित्र सहित बनायें ।
- ❖ पाँच पेज सुलेख लिखें ।

ART : Make two stick puppets and any one beautiful object using empty match box



Enjoy your holidays. Have Fun!

1. Parents are requested to please check their wards homework.
2. As we are renovating our primary building and doing up our computer and dance rooms. Parents are requested to contribute interesting charts, pictures or articles.

COL SATSANGI'S KIRAN MEMORIAL PUBLIC SCHOOL
Satbari, Chattarpur, New Delhi – 110 074
SUMMER HOLIDAY HOME ASSIGNMENT – (2014)
CLASS - UKG

Note: *Please use a separate note book for your H.H.A. (Marks included in the test Monthly Test in the third week of July, 2014.*

4. Do Yoga exercises everyday. Pranayam and Surya Namaskar)
5. Wish your family members – ‘Good Morning’, ‘Good Afternoon’, ‘Good Evening’.
6. Speak in English at home. Use the magic words – ‘PLEASE’, ‘SORRY’, ‘THANK YOU’, ‘EXCUSE ME’.

ENGLISH

1. Write small letters in Cursive writing (a – z) daily once.
2. Learn and write spelling of your name and your parents name 10 times.
3. Learn any one story in English. The child should be able to narrate the story when the school reopens.

MATHEMATICS

- **Holiday Home work Note Book**

1. Write counting from 1 to 50 (10 times)
2. Write number names 1 to 10 (10 times)

- **CHARTS:**

1. Write counting from 1 to 10 and stick pictures according to number.
2. Collect and paste pictures of things of various shapes.

- **Do it on a coloured sheet**

1. Make and paste a paper boat/cap/ aeroplane
 2. Draw your favourite shape with the help of match sticks or pistachio shells or thumb printing.
- Learn any number rhymes.

E.V.S

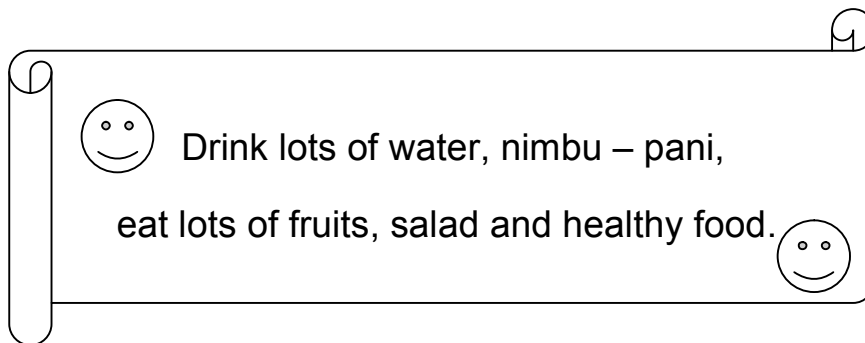
1. Write and learn the name of ten flowers, birds and animals.
2. Make a beautiful chart of a dancing girl.
3. Make a chart of different domestic animals and flowers.
4. A visit to the zoo.

HINDI

1. स्वर तथा व्यंजन को लिखने का अभ्यास करें। पाँच पृष्ठ (अ से झ)
2. दो तथा तीन अक्षरों को जोड़कर शब्द बनाने का अभ्यास चित्रों के साथ।

घ + र घर

ब+ट+न बटन
3. हिन्दी की कोई एक कविता का सुन्दर चार्ट बनाओ।
4. सुलेख दस पृष्ठ, बिना मात्रा वाले शब्द।



Enjoy your holidays. Have Fun!

1. Parents are requested to please check their wards homework.
2. Please send charts for computer and dance rooms. Parents are requested to contribute interesting charts, pictures or articles for the newsletter.

COL SATSANGI'S KIRAN MEMORIAL PUBLIC SCHOOL
Satbari, Chattarpur, New Delhi – 110 074
SUMMER HOLIDAY HOME ASSIGNMENT – (2014)
CLASS - I

Note: *Please use a separate note book for your H.H.A. (Marks included in the test) Monthly Test in the third week of July, 2014.*

1. Do Yoga exercises everyday. Pranayam and Surya Namaskar)
2. Wish your family members – ‘Good Morning’, ‘Good Afternoon’, ‘Good Evening’.
3. Speak in English at home. Use the magic words – ‘PLEASE’, ‘SORRY’, ‘THANK YOU’, ‘EXCUSE ME’.

ENGLISH

- 1) Revise A to Z, a to z and cursive letters
Aa Bb Cc Dd Ee Ff
..... Xx Yy Zz
- 2) Revise the sound words.
Cat, can, bin, bun, bus, pot, hot, pet, met,(a, e, i, o, u)
- 3) Cursive writing – I – do one page daily.
- 4) Make a chart – sound of animals (Page -5)
- 5) This is, That is – Write ten sentences and draw pictures.



This is an apple

That is a tree



These are apples.

Those are trees.



- 6) Cut out naming words, doing words and describing words from a newspaper and paste (6-8 each)
- 7) Make a chart of poems
The River/ Whisky Frisky – (Roll No. 1 to 14)
The Rain/ Black birds (Roll No. 15 – 25)
- 8) Make a chart of +ing words (playing, jumping) (20 words)
- 9) Read story books, Champak, Children's World
- 10) Draw or write an article for your school magazine.

MATHS

Make separate note book for HHA

1. Write number names 1 to 100

2. Practice daily

- (a) greater than and less than e.g. $24 < 63$
- (b) increasing order e.g. 24, 43, 49, 36
24, 36, 43, 49
- (c) Decreasing order e.g. 36, 52, 45, 18
18, 36, 45, 52
- (d) Sums of simple additions & subtractions e.g.

$$\begin{array}{r} 24 \\ + 13 \\ \hline \end{array} \quad \begin{array}{r} 65 \\ - 32 \\ \hline \end{array}$$

3. Make a chart of number names from 1 to 50.
4. Make a chart of pictures of different shapes.

HINDI

- अ से अ: तथा क से झ तक वर्णमाला कॉपी पर 5 बार लिखे।
- अ, आ, इ, ई की मात्रा वाले दस-दस शब्द कॉपी पर लिखें।
- चित्र तथा उनके नाम चार्ट पर लिखें तथा चित्र बनाकर रंग भरे अ, आ, इ, ई की मात्रा वाले शब्दों का चार्ट बनाएँ।
- पाठ्य पुस्तक की किसी एक कविता को चार्ट पर लिखें तथा उसका चित्र बनाएँ।
- पाठ्य पुस्तक को रोज पढ़ें। छोटी-छोटी कहानी की पुस्तक पढ़ें।

E.V.S.

- Show a growing tree by using natural bark, leaves, and flower on a chart.
- Paste your recent photograph on a chart and label your all the body parts.
- Learn the spellings of chapter 1, 2 and 3.
- Make a chart of a dancing girl or boy.
- Draw one or many musical instrument on a chart.

SUPW: Draw a flower basket on a thermacol sheet & decorate it using glitters and thermacol balls.

Drink lots of water, nimbu – pani, roohafza, eat lots of fruits, salad and healthy food.

Go for a walk in the park, visit your grandparents and enjoy your holidays. Have Fun!

Please get the following tests done of your child:

- Blood group
- Eye sight
- Height and weight
- dental check-up and submit the report to class teacher.

COL SATSANGI'S KIRAN MEMORIAL PUBLIC SCHOOL
Satbari, Chattarpur, New Delhi – 110 074
SUMMER HOLIDAY HOME ASSIGNMENT – (2014)
CLASS - II

Note: Please use a separate note book for your H.H.A. (Marks included in the test)

Monthly Test in the third week of July, 2014.

1. Do Yoga exercises everyday. Pranayam and Surya Namaskar)
2. Wish your family members – ‘Good Morning’, ‘Good Afternoon’, ‘Good Evening’.
3. Speak in English at home. Use the magic words – ‘PLEASE’, ‘SORRY’, ‘THANK YOU’, ‘EXCUSE ME’.

1. ENGLISH

1. Cursive Writing – II. Do one page daily.
2. Gulmohar Reader – 2 Read Lesson 1 to 6. Underline and learn difficult words.
3. Write difficult words Lesson 1 to 4 (separate note book)
4. Write word – meanings Lesson 1 to 4 (five from each lesson)
5. Make a beautiful chart of the poem:
Earth Day (Roll No. 1 to 8)
White Windows (Roll No. 9 to 16)
What is a family? (Roll No. 17 to 25)
6. Past forms of (15 doing words) } - Make a chart
Opposites or Gender }
7. Write article, poem or jokes for your school magazine.
8. Read story books, champak, children's world.

2. MATHS

Use a separate HHA note book.

1. Write Numbers from 100 to 1000
2. Write Number names between 100 to 1000 (5 daily)
3. Make a chart of pictures of object that are round, that are long, can roll, that can slide
4. Do 5 sums of addition, subtraction of 3 digits daily.
5. Learn to play SUDOKU.

SUBJECT : EVS

1. Make a project file on different types of home. Write information.

- What materials are used in making them?
- Where are they found?
- Are the houses are Kutcha or Pucca?
- Draw different types of houses.

(Don't paste the pictures)

Note: Projects carry marks.

SUBJECT: HINDI

Use a separate HHA note book for Hindi

- 1 अपनी पाठ्य पुस्तक की किसी एक कविता को चार्ट पर चित्र सहित बनाएँ।
- 2 ऊँट चला कविता को दो बार कॉपी पर लिखें।
- 3 मात्राओं के अभ्यास के लिए बारहखड़ी कॉपी पर लिखकर अभ्यास करें (क से ह तक के वर्ण)
4. कोई एक कहानी चित्रों के माध्यम से लिखें तथा चार्ट भी बनाएँ।
- 5 व्याकरण – 10 लिंग, 10 विलोम तथा 10 वचन कॉपी पर लिखें।
6. वाक्य प्रयोग – अपनी पुस्तक के पाठों में से किन्हीं दस शब्दों के वाक्य बनाओ।

SUPW: Make an object using papier-mâché or make a beautiful pen stand.

Drink lots of water, nimbu – pani,
roohafza, eat lots of fruits,
salad and healthy food.

Go for a walk in the park, visit your grandparents
and enjoy your holidays. Have Fun!

1. Parents are requested to please check their wards homework.
2. You are also requested to contribute interesting charts, dance and computer room pictures or articles for Newsletter,

Please get the following tests done of your child:

- (i) Blood group
- (ii) Eye sight
- (iii) Height and weight
- (iv) dental check-up and submit the report to class teacher.

COL SATSANGI'S KIRAN MEMORIAL PUBLIC SCHOOL

Satbari, Chattarpur, New Delhi – 110 074

SUMMER HOLIDAY HOME ASSIGNMENT – (2014)

CLASS - III

Note: *Please use a separate note book for your H.H.A. (Marks included in the test) Monthly Test in the third week of July, 2014.*

1. Do Yoga exercises everyday. Pranayam and Surya Namaskar)
2. Wish your family members – 'Good Morning', 'Good Afternoon', 'Good Evening'.
3. Speak in English at home. Use the magic words – 'PLEASE', 'SORRY', 'THANK YOU', 'EXCUSE ME'.

ENGLISH

1. Cursive writing book – Do one page daily.
Gulmohar Reader – 3 – Read Lesson 1 to 6, underline difficult words and write them (2 times)
2. Gender, number, opposites – (Make a chart – 10 each)
3. Write past forms of verbs (at least 20)
4. Find out from Lesson 1 to 3 → Naming words, doing words & describing words (10 each from three lessons & write them down).
5. Write articles, poems or jokes for your school magazine.
6. Make a beautiful chart of a poem.
The sound collector (Roll No. 1 to 8)
Tiptoe night/ The wind (Roll No. 9 to 15)
The Fun Fair (Roll No. 16 to 25)
7. Read Children's book, Champak, Magic pot.

SUBJECT: MATHS

Please make a project file for (HHA)

1. Write numbers from 1000 to 2000.
2. Write backward counting from 1000 to 100
3. Practice Expanded form of Numbers between 1000 - 9999
4. Make 5 patterns OR 5 Rangoli using waste materials (match stick, pistachio peels, bindis, wool, cotton, glaze paper etc)
5. Make a chart of tables 1 to 20.
5. Draw images that have perfect Mirror halves (Chapter 1 Math magic) on glaze paper and paste them on chart paper.
6. Draw images with help of digits from 0 to 9.

7. Do 5 Sums of addition (carry over) (3 and 4 digits daily)
5 sums of subtraction (borrowing) (3 and 4 digits daily)
(Get it checked by your parents)
8. Learn to play SUDOKU.

EVS

1. Visit the following (any one)
Prepare project file on it
(i) Special school (ii) Blind school like Tamanna
2. Collect different information about them.
As what life skill they teach?
What course they have?
How do they deal with such children?
How one can help them?
Get the photographs also.
3. Learn to send an email to your friend.

Note: This project contain marks so please do it.

विषय : हिन्दी

- 1 पाठ्य पुस्तक की किसी भी कविता को चार्ट पर लिखें तथा उसका चित्र भी बनाएँ।
- 2 दस-दस विलोम, लिंग तथा वचन कॉपी पर लिखें।
- 3 संज्ञा शब्दों का चार्ट बनाएँ। – व्यक्ति का नाम ! जानवरों के नाम। फल फूल तथा शब्जियों के नाम। शहरों तथा स्थानों के नाम
- 4 कहानी की पुस्तकें पढ़ें तथा कोई एक कहानी कॉपी पर लिखें।
5. पाठ्य पुस्तक के पाठों में से शब्द लेकर किन्हीं दस शब्दों के वाक्य कॉपी पर लिखें।
6. चित्रों के माध्यम से कहानी को चार्ट पर लिखें
(व्याकरण की पुस्तक में से लिख सकते हैं।)

SUPW : Make a beautiful wall hanging.

Parents are requested to please check their wards homework.

1. Drink lots of water, nimbu pani, roohafza, eat fruits, salad and healthy food.
2. Go for a walk in a park. Visit your grandparents & enjoy your holidays.
3. Parents are requested to please check their wards homework.
- 4.. You are also requested to contribute interesting charts, dance and computer room pictures or articles for Newsletter,

Please get the following tests done of your child:

- (i) Blood group (ii) Eye sight (iii) Height and weight
- (iv) dental check-up and submit the report to class teacher.



HAVE FUN!

