

# COL SATSANGI'S KIRAN MEMORIAL PUBLIC SCHOOL

Satbari, Chattarpur, New Delhi – 110 074

## WINTER HOLIDAY HOME ASSIGNMENT (2016-2017)

### CLASS - NURSERY

#### YOGA

Do Surya Namaskar daily in the morning.



#### ENGLISH

*Please do all the work in a separate note book.*

- Q1. Write the alphabet from a to z – 10 times in the note book.
- Q2. Write the capital letters of the alphabet (A – Z) 5 times.
- Q2. Collect two pictures of each letter and paste them on a Scrap Book.
- Q3. English workbook for the Small Letters book. (Please make sure that your child does not spoil the book). Do letters a, f, g, m, n, q, r & s.

#### MATHS

- Q1. Identify and learn numbers from 0 to 20.
- Q2. Practice numbers 0 to 20 (10 times) in the note book.

T	O		T	O		T	O
	0		1	0		2	0
	1		1	1			
	2		1	2			
	3		1	3			
	4		1	4			
	5		1	5			
	6		1	6			
	7		1	7			
	8		1	8			
	9		1	9			

- Q3. Collect pictures related to shapes (Sun – Circle, Rectangle – Book, Square – Chess board, joker cap – triangle). Paste all the shapes on a Scrap book.

#### HINDI

- प्र01 अ से अः तक के शब्दों को बड़े-बड़े अक्षरों में चार्ट पेपर पर लिखकर उसमें रंग भरो।
- प्र02 स्वर – अ से अः लिखो। (5 बार)
- प्र03 “अक्षरों से खेल” पाठ्य पुस्तक से एक पृष्ठ प्रतिदिन पढ़ें।

**E.V.S.**

Q1. Take any one colour of your choice and draw the pictures related to that colour on A4 size paper.

Q2. Make flash cards on any one means of Transport

Roll No. 1 to 8 - Road / Land

Roll No. 9 to 16 - Water

Roll No. 17 to 25 – Air

Like:  CAR

Q3. Collect the pictures of water or wild animals and paste them on a chart.

Q4. Draw the pictures of fruits and vegetables on a chart.

PHONETIC SOUND (LEARN)			Sight Words (Oral)
<b>Aa</b> - ऐ	<b>Kk</b> - क	<b>Uu</b> - अ	<b>IN</b> <i>in</i>
<b>Bb</b> - ब	<b>Ll</b> - ल	<b>Vv</b> - व	<b>IS</b> <i>is</i>
<b>Cc</b> - क	<b>Mm</b> - म	<b>Ww</b> - व	<b>IT</b> <i>it</i>
<b>Dd</b> - ड	<b>Nn</b> - न	<b>Xx</b> - एक्स	<b>IF</b> <i>if</i>
<b>Ee</b> - ए	<b>Oo</b> - ओ	<b>Yy</b> - य	<b>AT</b> <i>at</i>
<b>Ff</b> - फ	<b>Pp</b> - प	<b>Zz</b> - ज़	<b>ON</b> <i>on</i>
<b>Gg</b> - ग	<b>Qq</b> - क्व		<b>NO</b> <i>no</i>
<b>Hh</b> - ह	<b>Rr</b> - र		<b>WE</b> <i>we</i>
<b>Ii</b> - ई	<b>Ss</b> - स		<b>ME</b> <i>me</i>
<b>Jj</b> - ज	<b>Tt</b> - ट		<b>UP</b> <i>up</i>

**GUIDELINES FOR PARENTS**

1. HHA is to keep your child occupied in a purposeful, play way method during holidays.
2. At least spend minimum 1 hour daily with your child.
3. Encourage the child to make chart papers by themselves (colouring /writing).
4. Choose the most interesting 5 activities in each subject and do it with your child.
5. Please check the work done by your child (specially Mathematics).
6. Second Saturday of every month is Open day to meet teachers on working days.
7. For Bus Route Enquiry please contact Transport Incharge Mr Surinder Prasad, Mobile No.: 9818900361 OR Mr Khiru Kumar, Mobile No. : 9818439561.
8. Please prepare your ward for a Solo – Dance competition in February, 2017.  
(Folk, Classical or Patriotic)

**HAPPY HOLIDAYS!!**  
**COL SATSANGI'S KIRAN MEMORIAL PUBLIC SCHOOL**  
*Satbari, Chattarpur, New Delhi – 110 074*  
**WINTER HOLIDAY HOME ASSIGNMENT (2016-2017)**  
**CLASS - KG**

**Note:** Make a separate note book for HHA and complete HHA as marks will be given.

**YOGA**

Do Surya Namaskar and Bhramri Pranayam daily in the morning.

**ENGLISH**

1. Read and write three letter words with sounds - a, e, i, o, u.  
Cat, pen, wig, pot, bun etc.
2. Daily read one page of 'Letter delight'.
3. Make ten sentences (with pictures) using This, That  
e.g. This is a cap  
That is a rat
4. Learn and write – on a chart
  - (i) Opposites : big - small / long - short (R. No. 1 – 11)  
day - night/ come - go
  - (ii) Colours – red, blue, green, orange, white, black and paste pictures of related objects. (R. No. 12 – 22)
  - (iii) One and many e.g. pen – pens (R. No. 23 – 34)

**MATHS**

1. Write the colour of 10 cars with their numbers. E.g. Red DL XC 4615
2. Draw and write Number Names from 1 to 10.
3. Write counting from 1 to 100 (5 times).
4. Everyday practice backward counting from 50 – 1.
5. Do the practice of what comes after, what comes before, what comes between and more (>) or less (<) sign.

**HINDI (हिन्दी)**

1. पृष्ठ सं० 25 से 27 तक (Question Bank)
3. दो अक्षरों के शब्द लिखो और चित्र बनाओ।
3. अ से अः तक तथा क से झ तक 10 पेज (पृष्ठ) लिखो।
4. वर्णों के कोई 5 फ्लैश कार्ड बनाओ। क ग च
5. किन्हीं पाँच कविताओं को याद करें। (मौखिक)
6. हिन्दी में फलों तथा सब्जियों के नाम। (मौखिक)

**E.V.S.**

1. Draw and colour National Symbols on A4 size sheet.

National Flag, National Game, National Bird, National Fruit, National Flower

2. Paste 3 pictures each of good & bad habits on a chart from old magazine/book.
3. Paste 3 pictures each of Means of Transport (water, land, air) on a chart.
4. Make a basket of yellow and orange flowers.

**DATE SHEET (POST HOLIDAY TEST)**

<b>Class</b>	<b>01-02-2017</b>	<b>02-02-2017</b>	<b>03-02-2017</b>	<b>04-02-2017</b>
KG	ENGLISH	HINDI	MATHS	HINDI
I	HINDI	ENGLISH	EVS	MATHS
II	MATHS	HINDI	ENGLISH	EVS
III	EVS	MATHS	HINDI	ENGLISH

**GUIDELINES FOR PARENTS**

1. HHA is to keep your child occupied in a purposeful, play way method during holidays.
2. At least spend minimum 1 hour daily with your child.
3. Encourage the child to make chart papers by themselves (colouring /writing).
4. Choose the most interesting 5 activities in each subject and do it with your child.
5. Please check the work done by your child (specially Mathematics).
6. Second Saturday of every month is Open day to meet teachers on working days.
7. For Bus Route Enquiry please contact Transport Incharge Mr Surinder Prasad, Mobile No.: 9818900361 OR Mr Khiru Kumar, Mobile No. : 9818439561.
8. Please prepare your ward for a Solo – Dance competition in February, 2017.  
(Folk, Classical or Patriotic)

**HAPPY HOLIDAYS!!**

# COL SATSANGI'S KIRAN MEMORIAL PUBLIC SCHOOL

Satbari, Chattarpur, New Delhi – 110 074

## WINTER HOLIDAY HOME ASSIGNMENT (2016-2017)

### CLASS – I

**NOTE: Please complete the HHA as marks are given for it.**

#### YOGA

Do Surya Namaskar and Bhramri Pranayam daily in the morning.






#### ENGLISH

##### **Reader and Question Bank.**

1. Make a chart & learn the poems  
**Roll No. 1 to 8 -** If I were an Apple, Flying Man.  
**Roll No. 9 to 16** A Kite, Little Turtle, Colours of a Rainbow (Page 104)  
**Roll No. 17 to 25** Clouds, Flying Man.
2. Look around in and out of your house. Write the name of things you see. (Naming words)
3. Gulmohar Companion – Complete Units 6 to 8.
4. Read lesson (10 – 15) from your English Book, one page daily.
5. Read a bed time story with your parents and make your own story book (with pictures and any short statements (use chart paper)
6. **Learn 5 lines on – My Mother, My School, My Pet, My Toy, My Birthday.**
7. Learn genders, opposites with pictures. (Make chart of any one)
8. Write a poem or story for the Newsletter (your own).

#### MATHS


##### **Make a chart of**

- Backward counting from 100 to 1 or of Skip Counting from 2 to 10.  
e.g. 2, 4, 6, 8, 10, 12, 14, 16, 18, 20  
3, 6, 9, 12, 15, 18, 21, 24, 27, 30
- Collect Pictures of Objects that look like      and paste on chart.
- Practice in HHA note book. Ascending – descending order.  
Number Names from 1 to 100 What comes after?  
What comes before? What comes between?
- 10 sums each of addition and subtraction (2 digits) Carry over, borrowings

#### **E.V.S.**

1. Make a chart of means of Transport.
2. Take some seeds. Put them in soil in a small pot. Water them daily watch the seeds grow and bring your 'small' plant to school.
3. Make a model of 'My Home' or 'Police Station' or 'Hospital'
4. Project work  
Paste pictures of different festivals and write a few lines on each of them.
5. Read lessons 10 to 13.

## COMPUTER:

Make a beautiful chart on  Natural things  
Man made machines

## HINDI

- अ से अ: तथा क से झ तक वर्णमाला (5) बार पुस्तिका पर लिखें।
- आ, इ, ई, उ, ऊ, ए, ऐ, ओ, औ की मात्रा वाले (20) शब्द लिखें।
- बारहखड़ी का अभ्यास करें तथा कॉपी में क से ह तक बारहखड़ी लिखें।  
(क का कि की कु कू के कै को कौ कं कः)
- पाठ्य पुस्तक की किसी एक कविता को चार्ट पर चित्र सहित लिखें।
- हिन्दी में शरीर के अंगों के नाम, सब्जियों के नाम तथा जानवरों के नाम पुस्तिका (कॉपी) पर लिखो तथा इनमें से किसी एक का चार्ट चित्र सहित बनाइए।
- कोई दो कहानियाँ तथा कोई दो कविताएँ कंठस्थ करें।
- अपना नाम हिन्दी में दस बार लिखें।  
मेरा नाम \_\_\_\_\_ है।

## General Knowledge

- Do Page No. 54 to 60 from Question Bank.
- Make a chart (Paste pictures of Animals and their babies)

### DATE SHEET (POST HOLIDAY TEST)

Class	01-02-2017	02-02-2017	03-02-2017	04-02-2017
KG	ENGLISH	HINDI	MATHS	HINDI
I	HINDI	ENGLISH	EVS	MATHS
II	MATHS	HINDI	ENGLISH	EVS
III	EVS	MATHS	HINDI	ENGLISH

### GUIDELINES FOR PARENTS

- HHH is to keep your child occupied in a purposeful, play way method during holidays.
- At least spend minimum 1 hour daily with your child.
- Encourage the child to make chart papers by themselves (colouring /writing).
- Choose the most interesting 5 activities in each subject and do it with your child.
- Please check the work done by your child (specially Mathematics).
- Second Saturday of every month is Open day to meet teachers on working days.
- For Bus Route Enquiry please contact Transport Incharge Mr Surinder Prasad, Mobile No.: 9818900361 OR Mr Khiru Kumar, Mobile No. : 9818439561.
- Please prepare your ward for a Solo – Dance competition in February, 2017.  
(Folk, Classical or Patriotic)

**HAPPY HOLIDAYS!!**

# COL SATSANGI'S KIRAN MEMORIAL PUBLIC SCHOOL

Satbari, Chattarpur, New Delhi – 110 074

## WINTER HOLIDAY HOME ASSIGNMENT (2016-2017)

### CLASS – II

*Please complete the H.H.A. carefully as marks are given for it.*

#### **YOGA**

Do Surya Namaskar and Bhramri Pranayam daily in the morning.

#### **ENGLISH**

1. Learn and revise Lessons – 7 to 10. Learn the poems by heart and make a chart for one of the poems.  
Make a chart for the poems (Marigold – 2) as per your Roll No.  
Roll No. 1 to 7 – Mr Nobody, Strange Talk  
Roll No. 8 to 14 – Granny Granny Please Comb My Hair.  
Roll No. 15 to 21 – I am the Music Man, On My Blackboard I can draw.  
Roll No. 22 to 28 – Strange Talk, Mr Nobody.
2. Do the worksheets in your Question Bank. (Lesson 7 to 10)
3. Gulmohar Companion – Complete Units 6 to 8.
4. Do cursive writing (2 pages) **daily** to improve your hand writing.
5. Read story books and magazines like Tinkle, Champak, Chanda Mama.
6. Read the newspaper and cut out naming words, doing words and describing words and paste on a chart. Make it beautiful.
7. Make charts of any three – number, gender, opposites, past tense or spellings.
8. Write articles, stories or poems in your own words (for the Newsletter).

#### **COMPUTER**

Draw parts of a computer and input device or output device on a chart.

#### **MATHS**

Make a file and paste

- 1) Pictures of solid shapes (objects) that look like cube, cuboid, cone, cylinder and sphere.
- 2) Do 5 sums of + (addition), - (subtraction) everyday (3 digit numbers) parents to please check.

#### **Draw**

- 3) Ask your mother the recipe of  
1 glass Nimbu pani, 1 sandwich and write in the file
- 6) Make a book mark of Calendar for the Month of January, February and March, 2017.

- 7) Find out weight of your family members and friends (at least 10) and note the weight.

Do any 5 activity)

- 8) Learn tables.

### **E.V.S.**

Lesson 10 to Lesson 13 – write & learn new words.

Prepare a Project File on:

►► Places of worship ►► Animal Life

(Each project contains 20 marks)

PASTE THE PICTURES and DECORATE NICELY.

### **GENERAL KNOWLEDGE**

Chart on various musical instruments, dances of India.

### **HINDI**

- 1 पाठ 9, 10, 11 व 12 के प्रश्न-उत्तर एवं शब्द अर्थ याद करें।
- 2 रोज़ एक पृष्ठ सुलेख किसी कहानी की पुस्तक से करें।
- 3 किसी एक कविता को चित्र सहित चार्ट पेपर पर लिखें।
- 4 10-10 विलोम, लिंग और वचन पुस्तिका में लिखें।
- 5 अमर चित्र कथा, चंपक जैसी कहानी की पुस्तक पढ़ें और अपनी मनपसंद कथा को सुंदर-सुंदर अक्षरों में लिखें।
- 6 लिंग, विलोम तथा वचन बदलो का चार्ट बनाइये।

### **DATE SHEET (POST HOLIDAY TEST)**

Class	01-02-2017	02-02-2017	03-02-2017	04-02-2017
KG	ENGLISH	HINDI	MATHS	HINDI
I	HINDI	ENGLISH	EVS	MATHS
II	MATHS	HINDI	ENGLISH	EVS
III	EVS	MATHS	HINDI	ENGLISH

### **GUIDELINES FOR PARENTS**

1. HHA is to keep your child occupied in a purposeful, play way method during holidays.
2. At least spend minimum 1 hour daily with your child.
3. Encourage the child to make chart papers by themselves (colouring /writing).
4. Choose the most interesting 5 activities in each subject and do it with your child.
5. Please check the work done by your child (specially Mathematics).
6. Second Saturday of every month is Open day to meet teachers on working days.
7. For Bus Route Enquiry please contact Transport Incharge Mr Surinder Prasad, Mobile No.: 9818900361 OR Mr Khiru Kumar, Mobile No. : 9818439561.
8. Please prepare your ward for a Solo – Dance competition in February, 2017.  
(Folk, Classical or Patriotic)

**HAPPY HOLIDAYS!!**



# COL SATSANGI'S KIRAN MEMORIAL PUBLIC SCHOOL

Satbari, Chattarpur, New Delhi – 110 074

## WINTER HOLIDAY HOME ASSIGNMENT (2016-2017)

### CLASS – III

*Please complete the H.H.A. carefully as marks are given for it.*

#### **YOGA**

Do Surya Namaskar and Bhramri Pranayam daily in the morning.

#### **ENGLISH – Make a Project File**

1. Do cursive writing (2 pages) daily to improve your hand writing.
2. Learn and revise Lessons: **7 to 10**. Learn the poems by heart and make a chart for the poems. (Marigold – Part 3) as per your roll number.  
Roll No. 1 to 7 - Trains, How Creatures Move.  
Roll No. 8 to 14 - Puppy & I, What's in the Mailbox  
Roll No. 15 to 21 - What's in the Mailbox, Don't Tell  
Roll No. 22 to 28 - How Creatures move, Trains
3. Gulmohar Companion – Complete Units 6 to 8.
4. Read the newspaper daily, write the date and note down three headlines daily in your file (in neat handwriting).
5. Cut out the naming words, doing words and describing words from the newspapers/magazines: Collect them in a box/ paste on a chart/ paste in your file.
6. (a) Read magazines like Tinkle, Champak, Chanda Mama  
(b) Buy and read 4 story books.
7. Try to write stories, articles or poems in your own words. Illustrate them (for the newsletter).

#### **MATHEMATICS – Do the writing activities (in project file).**

1. Find out how much in weight do your parents buy at home and write  
(i) Atta (ii) Sugar (iii) Tea leaves (iv) Dal (any) (v) Rice  
(vi) Oil (vii) Salt (viii) Red chillies (ix) Milk (x) Butter
2. Measure and write in file the length, weight and capacity of various objects around you. For example,  
Weight of family members, length of bed, TV, doors, windows, capacity of cup, glass, bottles, buckets, distance between your house and market, temperature of 30 days (Newspaper).
3. Make a beautiful calendar for year 2017 with help of beautiful pictures of old calendar. You can make some bookmark or greeting cards also.
4. Do 5 sums of + (addition), - (subtraction), x (multiplication), ÷ (division) everyday. (3 and 4 digit numbers) and get it checked from parents.
5. Collect cash memo from a cloth shop/ grocery shop/ departmental store and paste it.

6. Look at the moon for 15 days continuously and draw the shapes in file.

## COMPUTER

Learn to use MS-PAINT. Draw a picture take a printout and bring to class.

## HINDI

- 1 वार्षिक परीक्षा के पाठ्यक्रम में से किसी एक कविता को चित्र सहित चार्ट पर लिखें (पाठ्य पुस्तक से)
- 2 प्रश्न कोश में से 20-20 विलोम, लिंग तथा वचन पुस्तिका में लिखें।
- 3 अपनी पाठ्य पुस्तक में से किन्हीं दस शब्दों का वाक्यों में प्रयोग करें। (कॉपी में लिखें)
- 4 पर्यायवाची शब्दों को चार्ट पर सुन्दर-सुन्दर लिखें। (चित्र सहित)
- 5 पाठ – 9, 10, 11 व 12 शब्द अर्थ तथा प्रश्न-उत्तर याद करें।
- 6 कोई एक कहानी चित्र सहित अपने शब्दों में लिखें।

## E.V.S.

1. Each project contains 20 marks. Kindly complete.

**Collect various information on**

► Water Harvesting                      ► Conserve Forest and Religion of India.

PASTE PICTURES and DECORATE WELL.

**GK** – Collect the photo of your favourite sports star or monuments of India or Monuments of Delhi or famous Indians who made us proud and paste on a chart and write a paragraph on it.

### DATE SHEET (POST HOLIDAY TEST)

Class	01-02-2017	02-02-2017	03-02-2017	04-02-2017
KG	ENGLISH	HINDI	MATHS	HINDI
I	HINDI	ENGLISH	EVS	MATHS
II	MATHS	HINDI	ENGLISH	EVS
III	EVS	MATHS	HINDI	ENGLISH

### GUIDELINES FOR PARENTS

1. HHA is to keep your child occupied in a purposeful, play way method during holidays.
2. At least spend minimum 1 hour daily with your child.
3. Encourage the child to make chart papers by themselves (colouring /writing).
4. Choose the most interesting 5 activities in each subject and do it with your child.
5. Please check the work done by your child (specially Mathematics).
6. Second Saturday of every month is Open day to meet teachers on working days.
7. For Bus Route Enquiry please contact Transport Incharge Mr Surinder Prasad, Mobile No.: 9818900361 OR Mr Khiru Kumar, Mobile No. : 9818439561.
8. Please prepare your ward for a Solo – Dance competition in February, 2017.  
(Folk, Classical or Patriotic)

**HAPPY HOLIDAYS!**