

Col Satsangi's Kiran Memorial Public School

(a unit of AIPECCS society)

Satbari, Chattarpur, New Delhi – 110074

SUMMER HOLIDAY HOME ASSIGNMENT 2022-23 CLASS - IV

Subject : English

- Beginners will do Level A.
- Learners will do Level A and B.
- Achievers will do all levels A,B and C.

Level A

- Learn and write the question answers of L-1 (Neha's alarm clock) and L-2 (The little fir tree)
- Write a paragraph on "My best friend".
- During this summer vacation, apart from your studies, what extra activities you are performing at home like helping mother in the kitchen, doing art and craft, dancing, watering plants etc. Take a picture while doing these activities and paste or draw in your notebook. (Any 5 activities)
- Do practice of adjectives and punctuation.
- Perform some activities to show kindness to others and picture or record yourself while doing an act of kindness.

Level B

- Do learn the question answers of unit 1 and 2 and write in the notebook.
- Make a list of 10 nouns from Neha's Alarm Clock and 10 adjectives from The Little Fir tree and write them in the notebook.
- Write a paragraph on:
 - a) Daily morning walk
 - b) Importance of books
- Read newspaper daily and find out 5 difficult words everyday and write them in the notebook with their meanings.
- Make a beautiful small chart on a chart on 'opposite words'.

Level C

- Write a paragraph on:
 - a) Any religious festival
 - b) My favourite teacher
 - c) Our school
- Do learn the question answers of unit 1 and 2 and write them in the notebook.
- Write a story with a good moral.
- Read newspaper daily and cut some pictures of interesting events and paste them in the notebook. Also write two lines about the event.
- Create a memory book of the best moments from Summer Vacation. Write a few lines for each memory. Decorate your memory book with waste materials. You can also paste pictures.

Note:

- All the work is to be done in a separate notebook.
- Students of each level will write one page of cursive handwriting daily.
- Students of each level will make a wall hanging using waste materials with Articles written on it and giving 5 examples each.
- Roll no. (1 - 20) will make a lovely chart of the poem "Wake up" on a chart.
- Roll no. (21 - 30) will make a beautiful chart of the poem "Noses" on a chart.
- Assume your previous roll no. Only as per class 3.

ENVIRONMENTAL STUDIES

IMPORTANT NOTE:

- Level - A is for the Beginners
- Level - A + B is for Learners
- Level - A + B + C is for the Achievers

Do the following work in a separate notebook

Level – A

Q1. Guess the names of places with the help of the clues given below:

CLUES

PLACES

- | | |
|--------------------------------|-------|
| (A) Rains heavily | |
| (B) Camel carts are used | |
| (C) Paths are rocky and uneven | |
| (D) Small boats are used | |
| (E) Our feet sink into it | |

Q2. Fill in the blanks:

1. Ahelps a trolley to move across the rope.
2. Deserts are covered with.....
3. One may slip and fall onsnow.
4. does not pass through very thick forests.
5. Some bridges may also have.....

Q3. Name any four animals used as means of transport.

- | | |
|--------|---------|
| 1..... | 2. |
| 3..... | 4. |

Q4. Differentiate between Cement Bridge and Bamboo Bridge.

Ans.
.....

Q5. Classify the animals according to types of ears present: Internal or External

**Fox, Elephant, Sparrow, Pigeon, Peacock, Cat, Duck, Lizard, Cow, Mouse,
Camel, Pig, Frog, Buffalo, Hen.**

Ans.
.....

Q6. Make at least 2 models of the following Cement Bridge Trees. Beehive.

Q7. Draw your favorite pet and write five sentences about it.

.....


.....

.....

.....

.....

.....



Level – B

Q1. Given below are the types of bridges. Rearrange the letters to write the correct words. Write two lines about each:

(a) EENCTM : bridge.....

.....

(b) EPRO : bridge.....

.....

(c) OBOBMA: bridge.....


.....

Q2. Name any 5 women sportspersons. Also mention the names of their respective sports.

Women	sportspersons	Sports
(a)
(b)
(c)
(d)
(e)

Q3. Colour the picture given below and write a few sentences on it using the key words given:

**Sound, size , Food,
group, nature, ears.**



Q4. Name any two national parks of India conserving animals. Also write the name of

Q5. Fill in the blanks:

- A.) Elephants do not much. They sleep for tohours.
- B.) A.....months old baby elephant weighs around.....kilograms.
- C.) Thefemale is the leader of the.....of the elephants.
- D.)and.....are three animals used by man for their entertainment.

Q6. Match the animal groups to their herd names:

(A)	(B)
Camels	Flight
Bees	Team
Pigeons	Flock
Bats	Shoal
Ducks	Pack
Cattle	Swarm
Fish	Caravan
Dogs	Colony

Level – C

Q1. How are animals like snakes, bears, monkeys and horses mistreated by human beings?

Ans :..... :..... :.....
:..... :.....

Q2. What can we do to protect the trees?

Ans :..... :..... :.....
:..... :.....

Q3. Draw pictures of the following and write a few sentences about what you have drawn.

- Traditional dress of Rajasthan
- Your favorite Musical instrument
- Folk dance of Rajasthan
- A desert scene

- A forest scene

NOTES:-

1. Use natural/waste materials.
2. Do not use thermocol for models.

SUBJECT: GENERAL KNOWLEDGE

Important Notes

- Level -A is for the Beginners
- Level- A+B is for the Learners
- Level – A+B+C is for achievers

Level -A

1. Make a project file and cover the following topics
 - Healthy Vegetables
 - Animal Kingdom
 - Characters from Stories
 - Scrabble
 - Sense and Science
 - Festivals of India
 - Famous Structures of India
 - Naming Groups
 - Women in Politics
 - For project file you can use A4 sheet

Level -B

1. Learn and write five times each spelling.
Disease, Promoting, immunity, infection, cancer, beneficial, cereals, museum, battle, telescope, megapixel, microphone, physicist, astronaut, novelist, fish monger, escalator microphone, telescope.

Level C

1. Watch discovery channel and write about what you liked the most.
2. Watch News in English every day
3. Visit Rajghat/ Rail Museum and write about your experience of this journey in a project file.

SUBJECT : HINDI

Level : A

1. अपने घर या आस-पास की वस्तुओं को देखकर निम्नलिखित कार्य करें :-
(क). दस वचन लिखें।
(ख). दस लिंग लिखें।
2. भाषा किसे कहते हैं? उदाहरण सहित लिखें।
3. भाषा के रूप उदाहरण सहित लिखिए।
4. ड्राइंग शीट पर लिंग, विलोम और वचन का कोलाज बनाइए।
5. हिंदी पाठ्य पुस्तक रिमझिम के पाठ -1 और 2 की सविस्तार पुनरावृत्ति कीजिए (शब्दार्थ, प्रश्नोत्तर) ।
6. हिंदी वर्णमाला को लिखकर याद करें और मात्राओं का अभ्यास भी करें।
7. जितना भी काम अब तक करवाया है उसे याद करना है।
8. स्वर और व्यंजन के फ़्लैश कार्ड्स बनाइए।

Level : C

1. स्वरचित कविता लिखिए :-
करोना, करोना से सीख,
माता - पिता, स्कूल, त्योहार,
पेड़ - पौधे आदि में से किन्हीं दो विषयों पर कविताएं लिखिए।
2. बीरबल और अकबर की दो प्रसिद्ध कहानियाँ लिखिए ।
3. तिरंगे झंडे पर आधारित तस्वीरों का एक कॉलेज बनाइए।

Level : B

1. भाषा और उसके भेद उदाहरण सहित लिखिए।
2. वचन और उसके भेद उदाहरण सहित लिखिए।
3. लिंग और उसके भेद उदाहरण सहित लिखिए।
4. कोई भी दस अनेक शब्दों के लिए एक शब्द लिखिए।
5. पाठ -1, मन के भोले भाले बादल के आधार पर बादलों के विषय में कुछ पंक्तियाँ लिखिए।
6. हिंदी रिमझिम, पाठ 1, 2 और 3 अच्छी तरह पढ़ना है और याद भी करना है।
7. हिंदी व्याकरण, के अबतक पढ़ाए सारे पाठ अच्छी तरह पढ़ने और याद करने हैं।

4. रिमझिम और व्याकरण के सारे पाठों की सविस्तार पुनरावृत्ति कीजिए हो सके तो सारे प्रश्नोत्तर एक अलग जगह पर लिखें और याद करें।
5. कुछ सुविचार चित्र सहित लिखिए और इस प्रकार सुंदर सजाकर लिखिए कि उनको कक्षा में भी लगाया जा सके।

SUBJECT: MATHEMATICS

IMPORTANT NOTE:

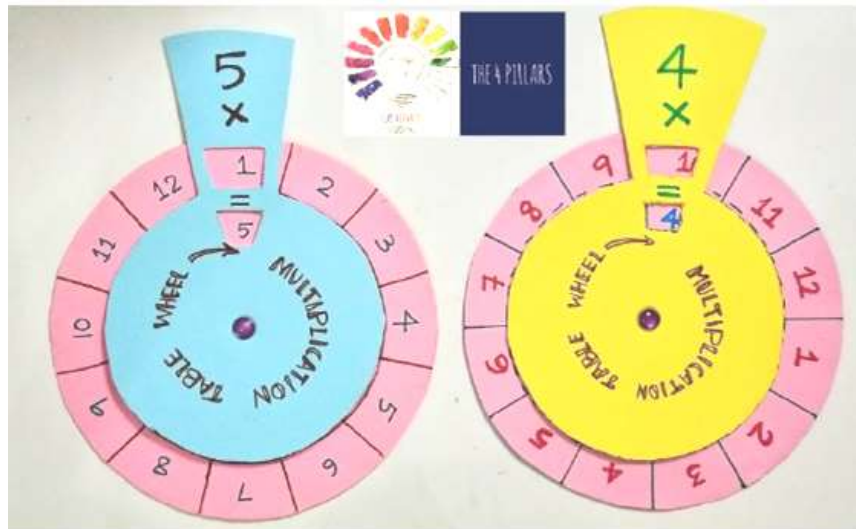
Level- A is for the Beginners

Level - A + B is for Learners.

Level - A + B + C is for the Achievers

Level – A

1. Learn and write multiplication tables from 2 to 20 (3 times)
2. Write number names from 1 to 1000 (2 times)
3. Write Roman Numerals from 1 to 100 (2 times)
4. Draw 5 different wall patterns on a A4 sheet / available cardboard at home
5. Revise syllabus Chapters 1, 2 & 3.
6. Try to make working model for any one table (12 to 19) as shown below in the picture.



Level – B

1. Write the following numbers in words
 - (a) 7297
 - (b) 2798
 - (c) 379
 - (d) 3574
 - (e) 2789
 - (f) 1331
 - (g) 9867
 - (h) 7895
2. Write tables from 2 to 20 on a A4 sheet / available cardboard at home

OR

Make different shapes on a A4 sheet / available cardboard at home

3. Do five- and six-digit sums of addition and subtraction.
4. 3 by 2 and 4 by 2 digit – Multiplication Do 5 sums each day for example 988×57 , 7685×89
5. Do 5 Division sums each day. (using tables 2 to 20).

Level – C

1. Multiply

(a) 37192×9 (b) 32718×19 (c) 13728×32

(d) 87219×74 (e) 93972×89

2. Divide and write remainder, divisor, dividend, quotient and verify the result.

(i) $21498 \div 3$ (ii) $31278 \div 13$ (iii) $25729 \div 15$ (iv) $13218 \div 2$ (v) $99298 \div 8$

3. Make a model of different shapes and angles like (Acute angle, Right angle, Obtuse angle, cube, cuboid, Straight Angle) on thermocol sheet and any working model of your choice.

4. Make a beautiful brick pattern by using cardboard sheet.

COMPUTER

- Chapter 1 and 2
- Write and learn
- All fill in the blank
- All Tick the correct answer
- All True/False
- All Question Answers
- Draw a different parts of input and output devices in A4 sheet.